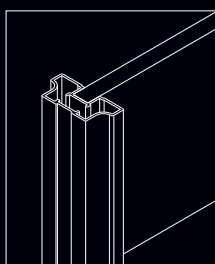


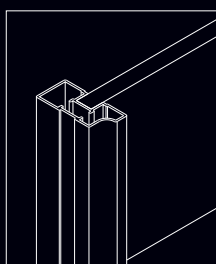
biro



Biro profile



biro symmetrical



biro asymmetrical

BIRO system is based on sliding doors which main advantage is space economy and functionality. **BIRO** system is used in various solutions (built-in closets, partition systems, delimitation constructions). **BIRO** system is equipped with roller mechanism door. For door side profiles is used light metal vertical **BIRO** profile that is 20 mm wide. Doors are offered with symmetrical as well as asymmetrical vertical side profile. **BIRO** maximal door leaf width is **1400 mm**, maximal door height – **3200 mm**.

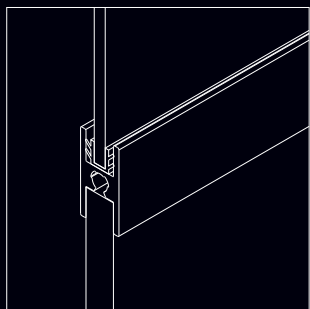
Colours:



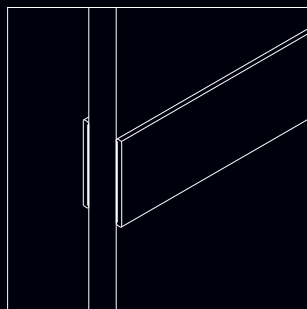
Silver AS

Dividing profiles

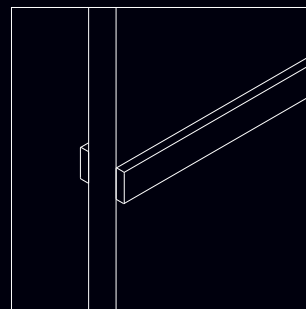
For door dividing offered 3 types of profiles. "H" profile is used when there are different types of filling materials or different thickness of the filling materials. Height of "H" profile is 28 mm. "I" and "MINI" profiles used for visual diversity for one type of filling material. Height of "I" profile – 28 mm, "MINI" – 10 mm.



"H" profile




"I" profile




"MINI" profile

Handles and locks


For more convenient usage of the doors, we offer 4 types of glued-on handles; handle-tube and special Biro lock.



Handle – square
(80 x 80 mm)




Handle – half round
(R = 64 mm)




Handle – tube
(max length = 2700 mm)



Handle – rectangle
(114 x 40 mm)



Handle – half round
(casting)
(114 x 68 mm)



Biro lock

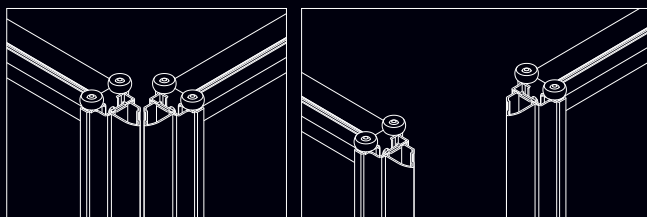
SOFTSTOP mechanism

SOFTSTOP is unique door brake – indrawn mechanism.



Corner profile

Corner profile is used to make the detent for the doors that are placed in 90 degrees to each other.



Lighting profile

Lighting profile is used for extra lighting element installation in the wardrobe.



Stoppers

For BIRO sliding doors are offered two types of stoppers – TOP stopper (placed in the top track) and bottom stopper (placed in the bottom track). For most efficient usage it is recommended to install both top and bottom stoppers.



TOP stopper




bottom stopper



End caps

Top and bottom track visible and opened profile ends could be covered with different material end caps. (PVC, aluminum).



plastic end caps

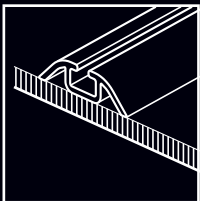


aluminium end caps

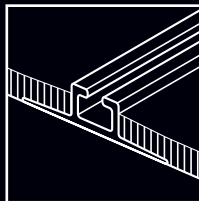


Bottom tracks

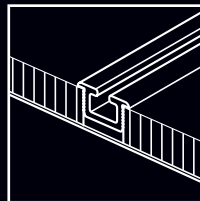
Ensuring the door usage in different situations, based on door type we offer single, double and triple bottom tracks. Bottom track can be cut-in in the soft surface as well as hard surface of the floor. We offer track that can be cut-in in tiled floor surface. For BIRO system the distance between bottom track centers is 46,5 mm.



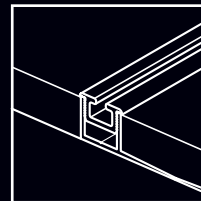
bottom single track



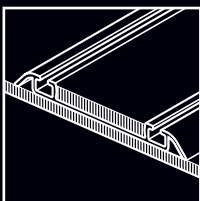
bottom single track (cut-in in the soft surface of the floor)



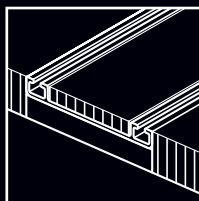
bottom single track (cut-in in the hard surface of the floor)



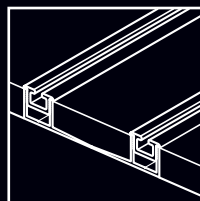
bottom single track cut-in in the tiled surface of the floor)




bottom double track (between tracks is flooring material)



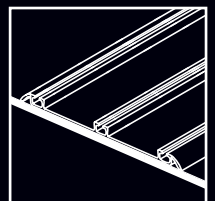
bottom double track (between tracks is flooring material)



two bottom single tracks cut-in in the tiled surface of the floor)



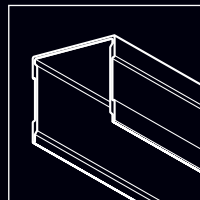
bottom double track



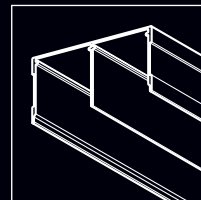
bottom triple track

Top tracks

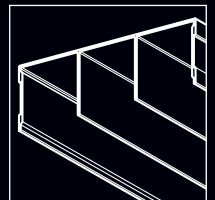
Ensuring the door usage in different situations, based on door type we offer single, double and triple top tracks. BIRO systems top tracks inside measure is 45,2 mm.



Top single track



top double track



top triple track

Official distributor:

